



Puffin Activity Pack

Ages 6+





Spot the 5
differences
between these
two pictures!

Meet Jonathan
the best
(ummm WORST)
magician you've
ever seen!





Colour
me in!



Meet Jonathan
the best
(ummm WORST)
magician you've
ever seen!





Colour
me in!




Meet Jonathan
the best
(ummm WORST)
magician you've
ever seen!






Colour
me in!



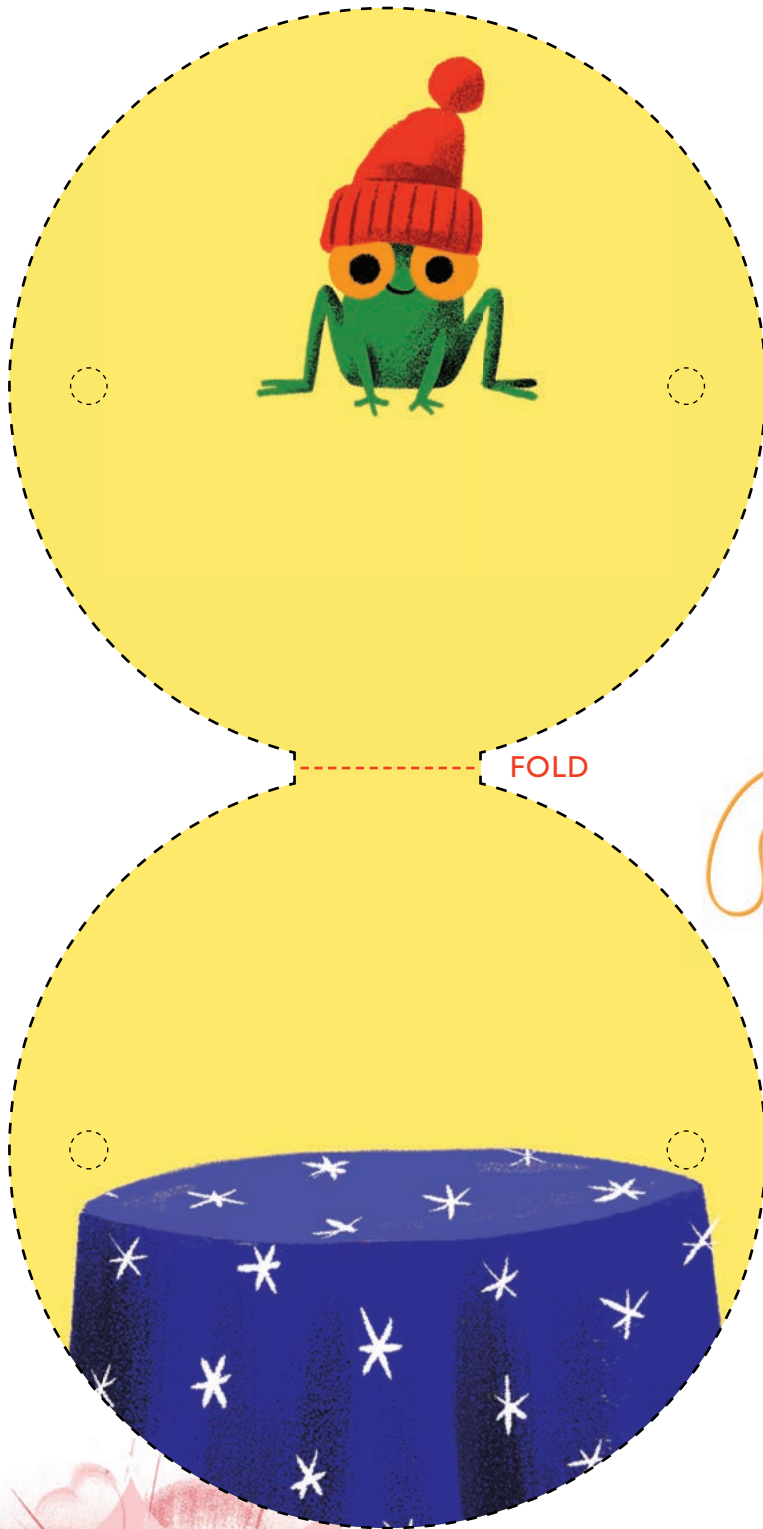
Meet Jonathan
the best
(ummm WORST)
magician you've
ever seen!





Meet Jonathan
the best
(ummm WORST)
magician you've
ever seen!

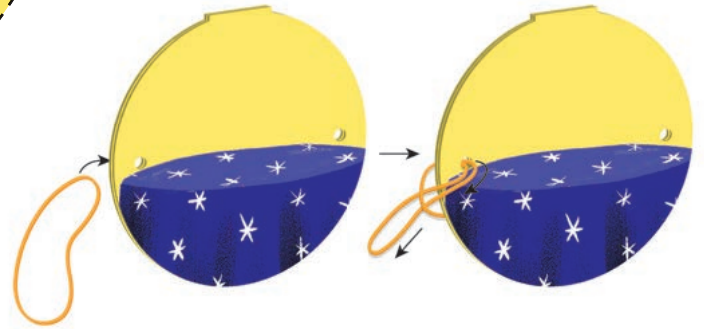




Instructions

(Ask your grown up for help with this bit)

1. Cut out the shape and stick it onto a piece of card
2. Cut out the card to the same shape
3. Fold the card in half so that the frog is on one side and the table is on the other
4. Punch two holes. Thread the end of a rubber band through one hole and thread the other end through the loop to attach to the card. Repeat for the other hole



5. Hold the ends of the rubber bands, one in each hand
6. Ask your grown up to rotate the disc for you as you hold the rubber bands. The rubber bands will start to wind up
7. When your rubber bands are tightly twisted, ask your grown up to let go of the disc
8. See the frog appear on the table! Magic!

You'll need

- Scissors
- A4 piece of cardboard
- 2 elastic bands
- glue or tape



Always get an adult to help when using scissors.

Meet Jonathan
the best
(ummm WORST)
magician you've
ever seen!



JONATHAN THE MAGIC PONY

ANIMAL HUNT

All of the animals have now disappeared!
Can you help Jonathan find them?

Ask your grown up
to help you cut out
the animals and
then hide them for
you to find...




Meet Jonathan
the best
(ummm WORST)
magician you've
ever seen!



ANIMAL HUNT

All of the animals have now disappeared!
Can you help Jonathan find them?

Ask your grown up
to help you cut out
the animals and
then hide them for
you to find...



Meet Jonathan
the best
(ummm WORST)
magician you've
ever seen!





DIARY

OF AN

Awesome Friendly Kid


The world has been hearing about Greg Heffley's middle-school years for thirteen Diary of a Wimpy Kid books... and counting!

But now it's time for readers to hear from his best friend, Rowley Jefferson, in a journal of his own!

Rowley has written his own story of life in middle-school - but he's also agreed to play the role of biographer for Greg along the way.

(After all, one day Greg will be rich and famous, and everyone will need to know his life's story.)

But, it will soon become clear that Rowley is a poor choice for the job, and Greg's biography is less a future masterpiece, and more a hilarious mess.



OUT FROM 9TH APRIL!

DOODLE SEARCH


How many of Rowley's butterfly doodles can you find on both pages?

(There's one!)

TONGUE TIED

Rowley is so excited about his new book that he's got his words all muddled up. Can you unscramble each word to figure out what he's trying to say?

LTEL ERENVOYE YUO WNOK
'CSUEA HTIS BKOO SI NONGA
EB **EMAWSOE!**




FRIENDLY KID QUIZ

Can you answer these TRUE or FALSE questions?

1. Rowley is Greg's best friend
TRUE OR FALSE?
2. Rowley has an older brother named Rodrick
TRUE OR FALSE?
3. Diary of an Awesome Friendly Kid is Rowley's first ever book.
TRUE OR FALSE?

PICTURE PERFECT

Rowley hasn't quite finished his drawing of himself with Greg. First, match the missing pieces with their space on the drawing and then fill them in to complete the picture.



A.

B.

C.

D.

E.

F.



Mummy Fairy and Me

DESIGN YOUR FAIRY CROWN

When Ella grows up she will be able to choose her fairy crown. Draw your own crown below – remember to colour it in!



Visit www.puffin.co.uk/mummyfairyandme to find out more about the series and test your fairy skills!



PAPER Ball

This is a **brilliant ball** made of card and lots of **five-sided shapes** called **pentagons**, so Matilda's mathematical mind would be suitably impressed! It's also a rather wonderful word. Get ready to make . . . a **dodecahedron ball!**

DIFFICULTY RATING:



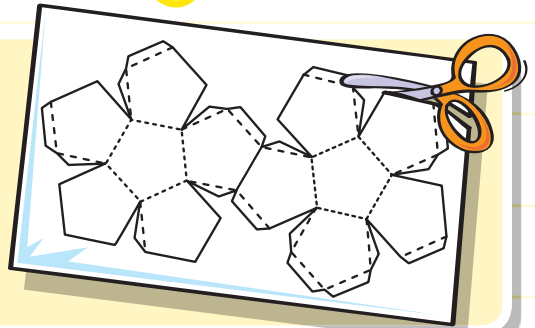
YOU WILL NEED:

- A4 PIECE OF CARD
- A PENCIL
- SCISSORS
- GLUE

What to do:

1

Trace the shape opposite on to the piece of card, then cut it out.




2

Fold the **dotted lines** in the centre up and then **open them out**.



3

Fold the **dashed lines** of the grey tabs over.



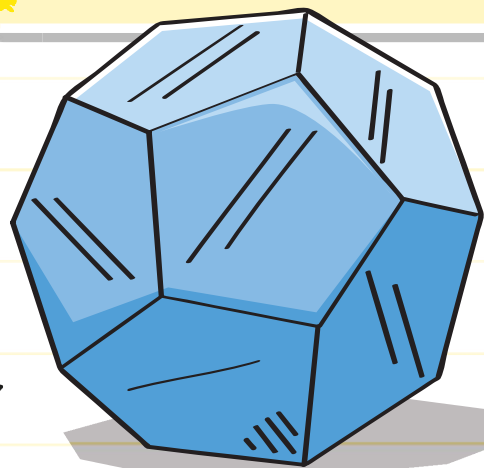
4

Place one of the **centre pentagon shapes** down on a table, then fold the dotted lines up and **'cup'** the ball together, as shown.



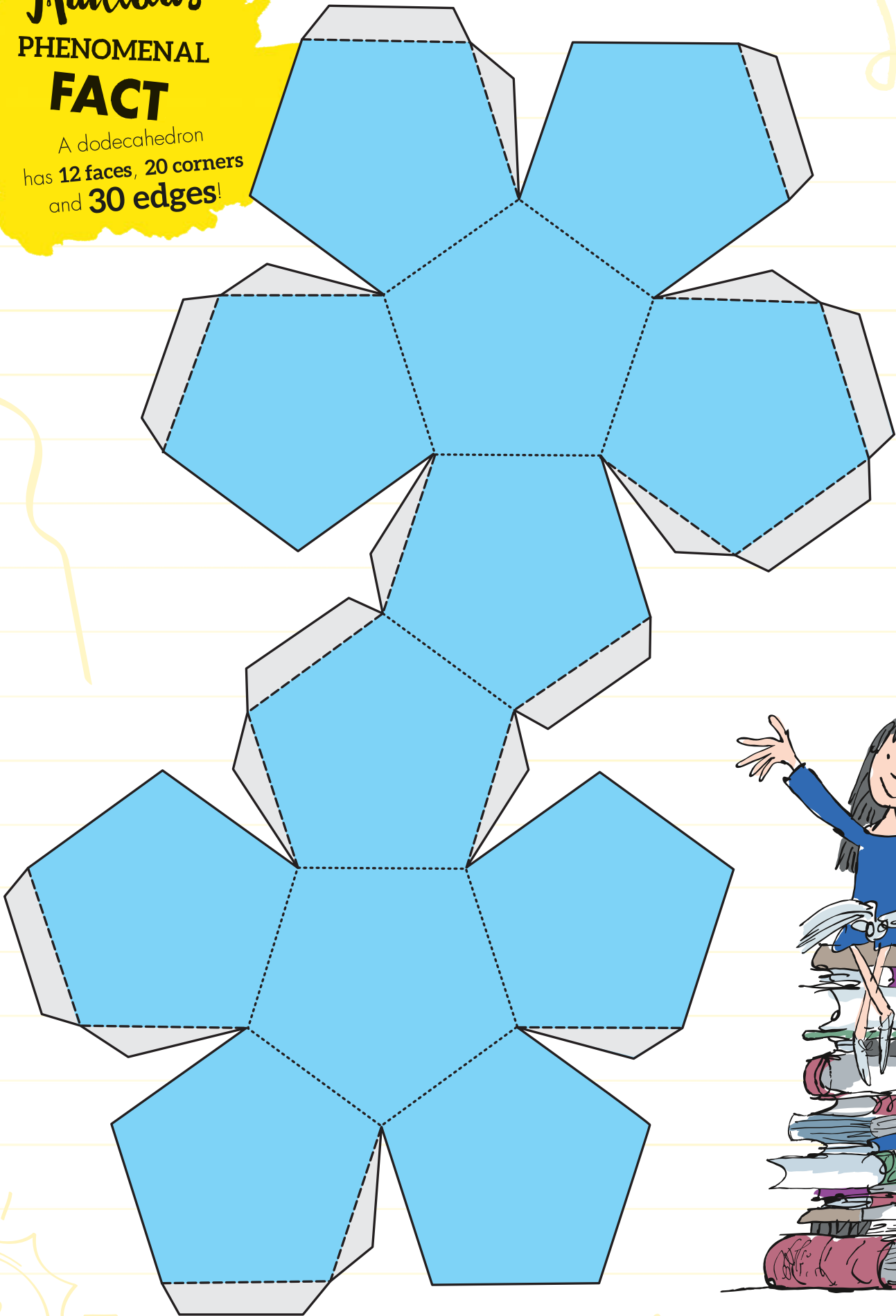
5

Glue the **tabs** to secure the shape.




Matilda's
PHENOMENAL
FACT

A dodecahedron
has **12 faces**, **20 corners**
and **30 edges!**



**Hilo is a superhero! Give him a signature superhero accessory! A cape? A hat? You choose!
Embellish the picture below.**



WONDER WOMAN WORDS



Metropolis's newest student has already made a big impression! How well do you know the warrior princess? Find all of the words in the letter grid

A	Z	S	A	H	S	Z	N	K	O	L	K	Z	O	G
B	F	E	C	G	H	J	K	S	F	X	B	C	F	N
E	D	O	W	O	I	J	S	M	P	L	Z	G	Y	G
X	R	B	G	J	E	A	V	X	Q	N	Y	V	Z	Q
K	K	I	S	K	L	Y	G	C	Z	T	A	Y	G	A
D	X	V	V	H	D	A	N	M	Z	Y	T	Y	E	N
C	D	O	H	X	X	P	D	H	I	D	J	Q	W	L
V	F	M	D	T	H	E	M	Y	S	C	I	R	A	I
F	C	N	P	Y	P	Q	Z	E	M	X	U	G	G	I
A	Q	A	L	O	J	H	H	W	N	A	M	D	P	O
F	N	Z	P	F	W	V	I	B	E	L	T	L	Y	N
Q	U	I	G	E	T	E	Q	A	W	J	J	S	N	Z
U	W	A	R	R	I	O	R	S	B	A	R	K	K	M
Q	M	L	E	A	D	E	R	S	I	L	F	J	P	H
V	S	G	P	J	D	P	F	S	E	I	S	E	V	C



- LASSO POWERS
- WARRIOR SHIELD
- NEWBIE
- FLY BELT
- THEMYSCI
- LEADER CAPE

GET YOUR CAPE ON WITH THE DC SUPER HERO GIRLS STICKER ACTIVITY BOOK



Fantastically funny and full of silly noises, this is Michael Rosen's love letter to every child's favourite treat...chocolate cake!

Create your own **scrumptious sentences** – fill in the gaps and use the word bank below to help you.

Scrumptious sentences


Fill in the gaps in the sentences below.

You can use the word bank at the bottom of the page to help you.

1. I had a to eat at playtime.
2. My stomach loves chocolate cake.
3. Careful not to tread on the floorboard outside Mum and Dad's bedroom.
4. I take the knife again and this time the crispy icing on the top.
5. You usually at the idea of having chocolate cake.

WORD BANK

creaky	rumbling	banana
jump	crack	





DO YOU LOVE FUNNY BOOKS?

THEN BUCKLE-UP FOR GREG HEFFLEY'S FAMILY ROAD TRIP!



SEAGULL SPOTTING:

HOW MANY SEAGULLS CAN YOU FIND?



SPOT THE DIFFERENCE:

CAN YOU SPOT 3 DIFFERENCES BETWEEN THE PICTURES BELOW?



FILL IN THE BLANKS:


R _ _ D T R _ P

D _ _ R Y

D I _ A S _ E R

QUIZ QUESTION:

IN THE LONG HAUL, WHAT DOES GREG'S BROTHER MANNY WIN AT THE COUNTY FAIR?

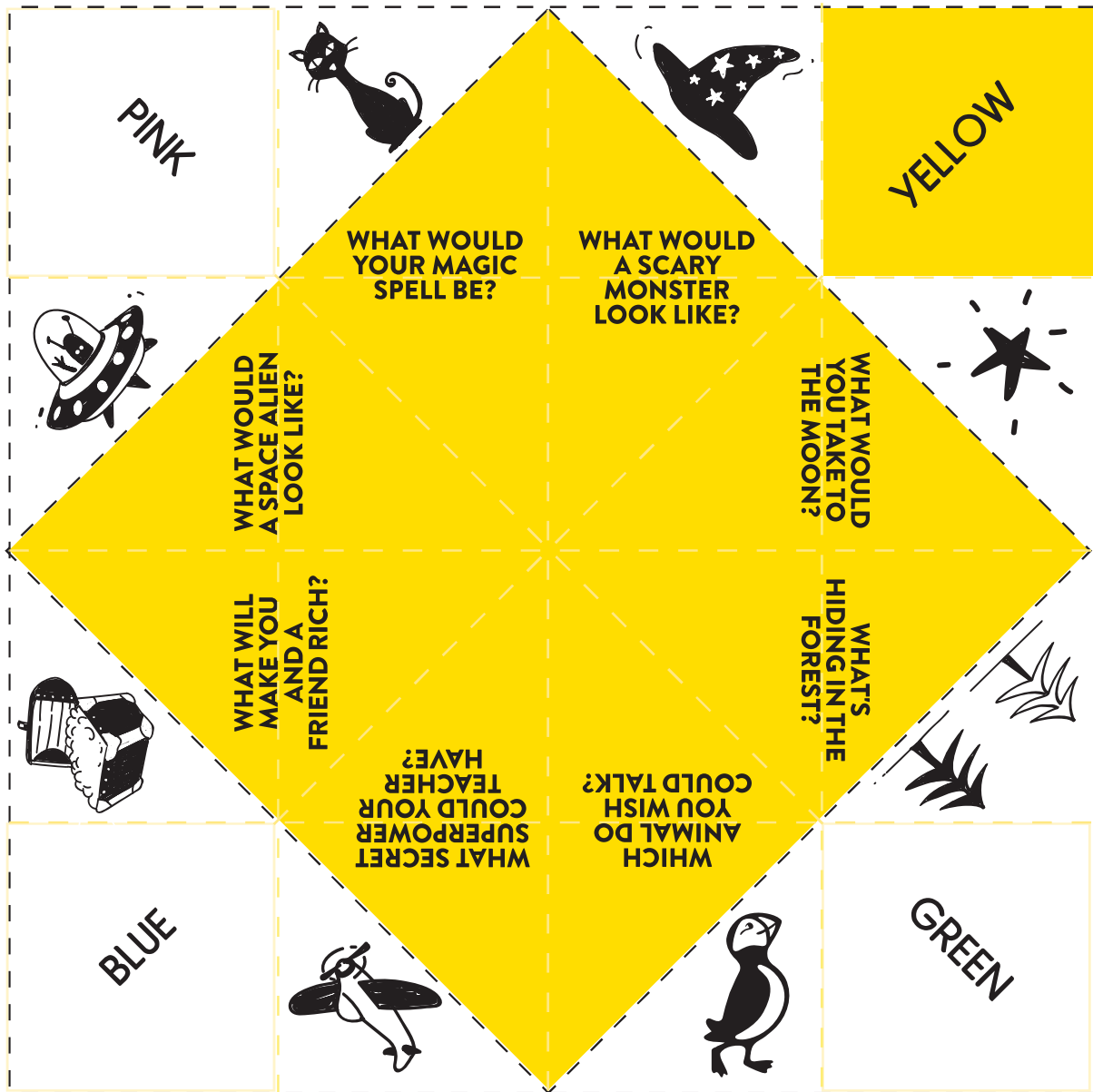


Story Widget



Use the widget to discover questions that will help you start a story!

- 1 Cut out your story widget, fold and unfold along all dotted lines.
- 2 Text-side facing down, fold each corner into the centre.
- 3 Turn over and fold each corner into the centre.
- 4 Fold the story widget in half so the colours are on the outside, insert your thumbs and index fingers under each corner flap and the story widget will take shape.




COLOUR IN THE SQUARES

- 1 Hold the story widget and ask the person next to you to choose a colour.
- 2 Spell the colour out loud, opening/shutting the story widget with each letter.
- 3 Select a picture.
- 4 Spell out the picture, opening/shutting the story widget with each letter.
- 5 Pick a final picture. Lift the flap and discover the question that will help you start a story!

Doodle your own book cover!

What colours would you use? Will you draw a scene or a character? It's up to you! Think about what your book will be called. Have a look at other book covers to help inspire you.




DREAM RAINBOW



Ask a grown-up to share your dream using #PuffinDreamer on either Twitter, Instagram or Facebook.

Write what you're dreaming about each day of the week in the rainbow and colour it in.



Monday
Tuesday
Wednesday
Thursday
Friday
Saturday
Sunday

WHAT'S YOUR BIG DREAMER NAME?

Can you spot the words invented by Roald Dahl?



Your first name initial + Month you were born = Your Big Dream name

My Big Dreamer name is :

The _____

First Name Initial

- A – The Frightsome
- B – The Ginormous
- C – The Gloriumptious
- D – The Whoopsy-splunkers
- E – The Wiggling
- F – The Sparkly
- G – The Scrumdiddilyumptious
- H – The Super-Duper
- I – The Hopscotchy
- J – The Rotsome
- K – The Stinkerful
- L – The Ucky-Mucky
- M – The Great and Powerful
- N – The Deulumptious
- O – The Notorious
- P – The Enchanting
- Q – The Frothbungling
- R – The feathery
- S – The Whizz-popping
- T – The lesser-spotted
- U – The Hula-Hooping
- V – The Puffinormous
- W – The Eagle-Eyed
- X – The Frogglehumping
- Y – The Very Hungry
- Z – The Super-Duper

Month you were born

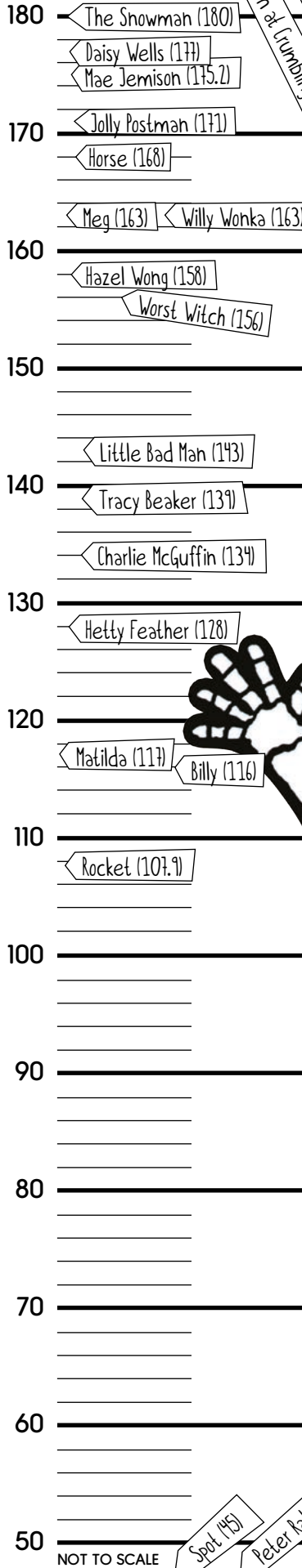
- | | |
|-----------|----------------|
| January | Wizard |
| February | Dinosaur |
| March | Caterpillar |
| April | Time-Traveller |
| May | Dragon |
| June | Professor |
| July | Demi-God |
| August | Psychic |
| September | Princess |
| October | Detective |
| November | Alien |
| December | Twit |





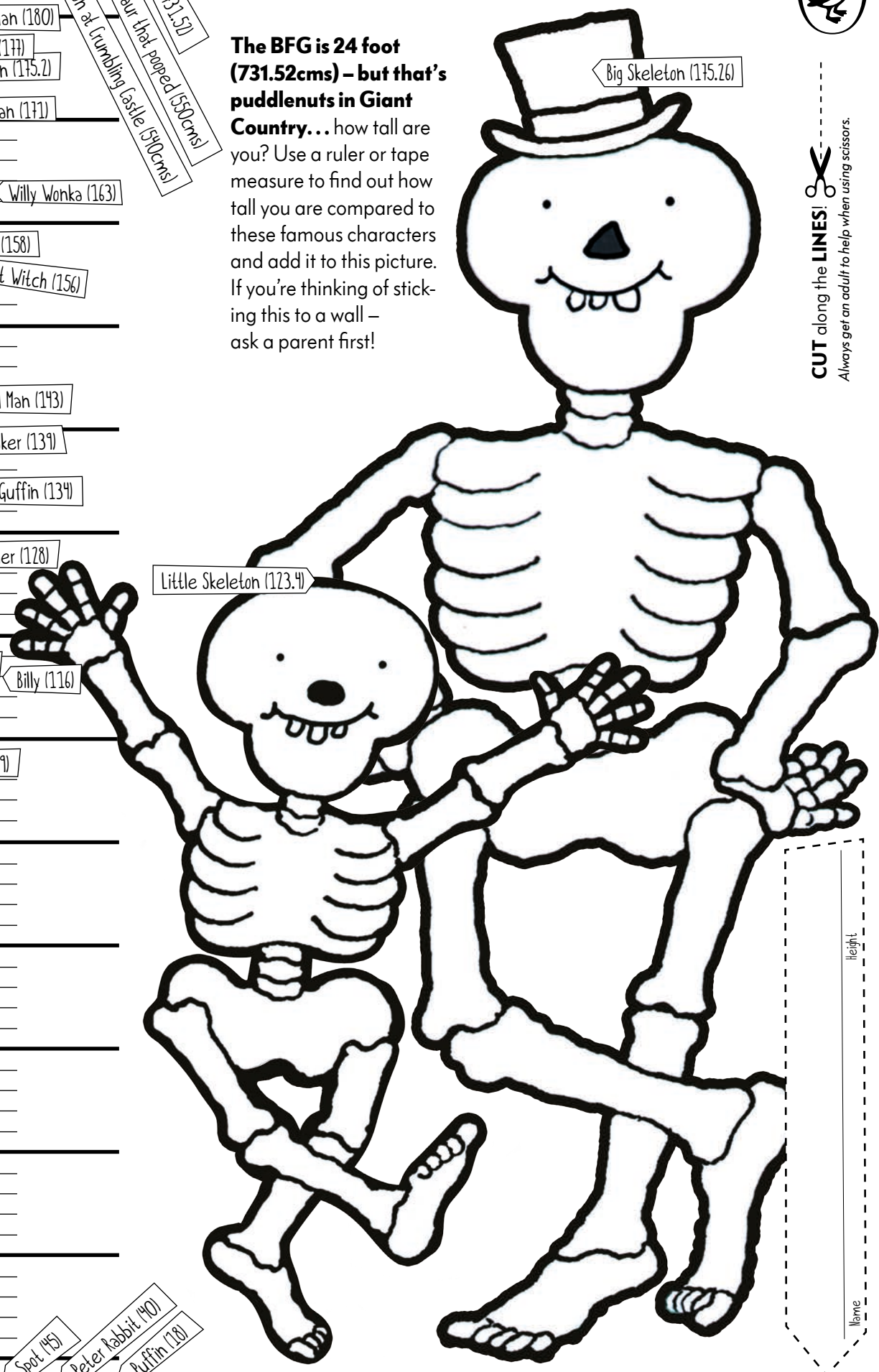
HEIGHT CHART

cms



Dragon at Gumbling Castle (500cms)
 Dinosaur that popped (500cms)
 BFG (731.52)


The BFG is 24 foot (731.52cms) – but that’s puddlenuts in Giant Country... how tall are you? Use a ruler or tape measure to find out how tall you are compared to these famous characters and add it to this picture. If you’re thinking of sticking this to a wall – ask a parent first!



CUT along the LINES!
 Always get an adult to help when using scissors.

NOT TO SCALE

Funnybones skeletons created by Allan and Janet Ahlberg.



Need some inspiration? Try writing a dream using one of the titles from the stories in the *Puffin Book of Big Dreams*. Cut out the squares, place them in your dream jar and pick one out at random. Then find a quiet place and let your imagination wander . . .

CUT along the **LINES!** 
 Always get an adult to help when using scissors.

THE GREAT
Imaginarium

A Terrific Pig

THE Ocean OF STORY

Stanley's
SUPERSONIC VACUUM

The Dog who
DANCED ON THE MOON

Carnival

THE A-Z OF Amazing

A Necklace OF Raindrops

LITTLE BADMAN'S
Big Dream

The fairy Godmother

Sweet Dreams

KEEP FLYING,
Little Bird!

The Puffin Book of Big Dreams is filled with new stories, poems and illustrations by over 100 Puffin authors and illustrators, to celebrate Puffin's 80th birthday and support the work of the National Literacy Trust. You can read it from 3 September.

PUFFIN DOOR SIGN

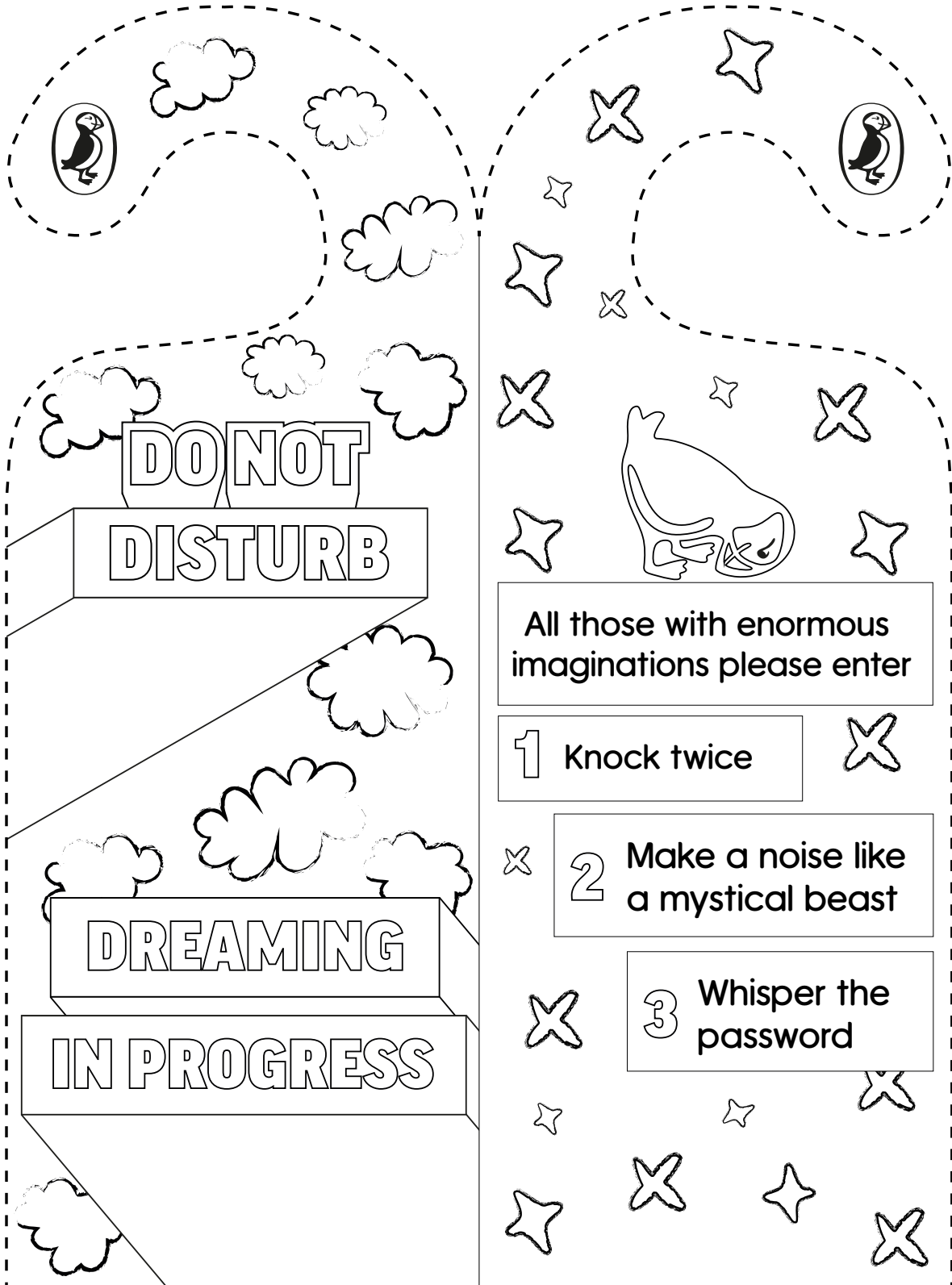
Colour in, cut out, fold and stick both sides together – then hang on a door handle!



FUN PUFFIN FACT



Did you know that in the 1970s there was a Puffin Club? Members used to greet each other by saying 'Sniffup' (that's Puffins backwards).



All those with enormous imaginations please enter

1 Knock twice

2 Make a noise like a mystical beast

3 Whisper the password

CUT along the LINES!
Always get an adult to help when using scissors.



A **GUIDE** for GROWN-UPS to help **CHILDREN** carry on reading over the **SUMMER**

Inspired by the answers of thousands of young dreamers who took part in the National Literacy Trust and Puffin Lockdown reading survey.

1 Spend the summer dreaming, make time for reading

“Now that I’m at home I have more free time... Before we started home schooling I didn’t read very often but now I have found that I love reading again.”

Children said that time away from their busy school and social activities during lockdown gave them more time to be wrapped up in stories

2 Unicorns, astronauts, dinosaur poo. Whatever you love – there’s a Puffin book for you!

“I can be myself and read, write and listen to what I want.”

Children said that they have loved getting to choose what they read rather than being told what to read

3 Shhh . . . Quiet nooks are best with books

“I enjoy reading as I have a new reading corner in my bedroom.”

Children said that having a quiet space to enjoy stories helped them concentrate and relax

4 Stories come in all shapes and sizes, You can read with your ears – and with your eye-zes

“I listen to more audiobooks before bed and while I eat my breakfast. I do this more because it is better so that I can close my eyes while listening to a story.”

Children said that they have discovered brand new stories through ebooks, audiobooks and storytelling videos

5 Dream near, dream far Read together and listen to books in the car

“I enjoy reading more because I am able to read every day to my parents.”

Children said that they loved sharing stories with their family

6 A story never ends, When you share it with your friend “Reading is more fun with friends.”

Children said they missed talking about stories with their friends

Find more reading inspiration at literacyfamilyzone.org.uk

These dinosawesome illustrations are by Diane Ewen from the cover of ‘Never Show a T-Rex a Book’ dreamt up and written by Rashmi Sirdeshpande.

